

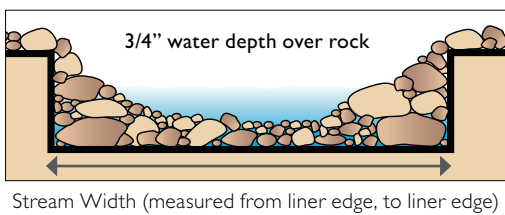


VANISHING WATER | VANISHING POOL WITH STREAM

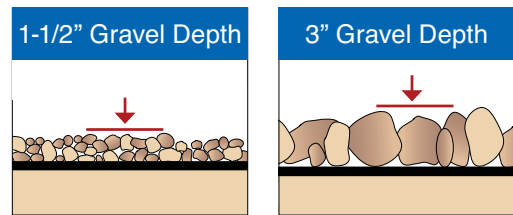
Use the following tables to find the Vanishing Pack that best suits the size of the system being constructed. For more information about the contents of a Vanishing Pack refer to page 74.

HOW TO USE THE TABLE:

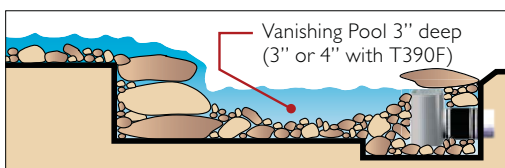
- 1** Choose the stream and waterfall width



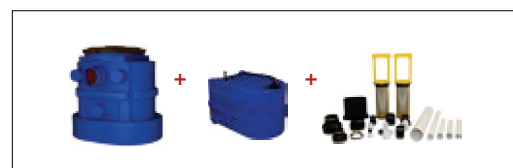
- 2** Choose the stream length based on the gravel depth



- 3** Reference the vanishing pool size



- 4** Select the corresponding Vanishing Pack
(see page 74 for additional Vanishing Pack information)



SIZING TABLES | VANISHING POOL & STREAM

<div style="text-align: center;"> 1 Stream Width  </div>	<div style="text-align: center;"> 2 Stream Length (feet)  </div>		<div style="text-align: center;"> 3 Vanishing Pool (sq. ft)  </div>	<div style="text-align: center;"> 4 Vanishing Pack  </div>
	At 1-1/2" Gravel Depth	At 3" Gravel Depth	Pool Depth: 3" or 4"	See Page 74 for more information
1 1/2 feet wide Pump Flow: 35 GPM	15 feet long	9 feet long	10 / NA	VP-9
	15	9	10 / NA	VP-10
	23	14	15 / NA	VP-15
	30	18	20 / NA	VP-20
2 feet wide Pump Flow: 50 GPM	11 feet long	7 feet long	10 / NA	VP-9
	11	7	10 / NA	VP-10
	17	10	15 / NA	VP-15
	17	14	20 / NA	VP-20
	39	23	25 / NA	VP-25
2 1/2 feet wide Pump Flow: 60 GPM	9 feet long	5 feet long	10 / NA	VP-9
	9	5	10 / NA	VP-10
	14	8	15 / NA	VP-15
	18	11	20 / NA	VP-20
	31	19	25 / NA	VP-25
	34	20	30 / NA	VP-30
	60	36	70 / 52	VP-70
	95	57	100 / 75	VP-100
	123	74	140 / 105	VP-140
151	91	180 / 135	VP-180	
3 feet wide Pump Flow: 70 GPM	8 feet long	5 feet long	10 / NA	VP-9
	8	5	10 / NA	VP-10
	11	7	15 / NA	VP-15
	15	9	20 / NA	VP-20
	26	16	25 / NA	VP-25
	28	17	30 / NA	VP-30
	50	30	70 / 52	VP-70
	80	48	100 / 75	VP-100
	103	62	140 / 105	VP-140
126	76	180 / 135	VP-180	

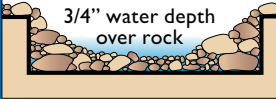
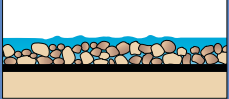
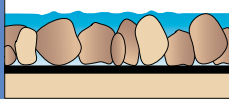


table continued on next page ►

VANISHING POOL & STREAM | SIZING TABLES

<div style="text-align: center;"> 1 Stream Width  </div>	<div style="text-align: center;"> 2 Stream Length (feet)  </div>		<div style="text-align: center;"> 3 Vanishing Pool (sq. ft)  </div>	<div style="text-align: center;"> 4 Vanishing Pack  </div>
	At 1-1/2" Gravel Depth	At 3" Gravel Depth	Pool Depth: 3" or 4"	See Page 74 for more information
4 feet wide Pump Flow: 95 GPM	6 feet long	3 feet long	10 / NA	VP-10HF
	11	7	20 / NA	VP-20HF
	20	12	25 / NA	VP-25HF
	21	13	30 / NA	VP-30HF
	37	22	70 / 52	VP-70HF
	60	36	100 / 75	VP-100HF
	77	46	140 / 105	VP-140HF
	94	57	180 / 135	VP-180HF
5 feet wide Pump Flow: 120 GPM	5 feet long	3 feet long	10 / NA	VP-10HF
	9	5	20 / NA	VP-20HF
	16	9	25 / NA	VP-25HF
	17	10	30 / NA	VP-30HF
	30	18	70 / 52	VP-70HF
	47	29	100 / 75	VP-100HF
	61	37	140 / 105	VP-140HF
	75	45	180 / 135	VP-180HF
6 feet wide Pump Flow: 140 GPM	4 feet long	2 feet long	10 / NA	VP-10HF
	8	5	20 / NA	VP-20HF
	13	8	25 / NA	VP-25HF
	14	8	30 / NA	VP-30HF
	25	15	70 / 52	VP-70HF
	40	24	100 / 75	VP-100HF
	51	31	140 / 105	VP-140HF
	63	38	180 / 135	VP-180HF
8 feet wide Pump Flow: 190 GPM	19 feet long	11 feet long	70 / 52	VP-70HF
	30	18	100 / 75	VP-100HF
	39	23	140 / 105	VP-140HF
	47	28	180 / 135	VP-180HF

table continued on next page ►

SIZING TABLES | VANISHING POOL & STREAM

<div style="text-align: center;"> 1 Stream Width </div> 	<div style="text-align: center;"> 2 Stream Length (feet) </div>  		<div style="text-align: center;"> 3 Vanishing Pool (sq. ft) </div> 	<div style="text-align: center;"> 4 Vanishing Pack </div> 
	At 1-1/2" Gravel Depth	At 3" Gravel Depth	Pool Depth: 3" or 4"	See Page 74 for more information
10 feet wide	7 feet long	4 feet long	70 / 52	VP-70XHF
	16	10	100 / 75	VP-100XHF
Pump Flow: 235 GPM	23	14	140 / 105	VP-140XHF
	30	18	180 / 135	VP-180XHF
15 feet wide	5 feet long	3 feet long	70 / 52	VP-70XHF
	11	6	100 / 75	VP-100XHF
Pump Flow: 355 GPM	15	9	140 / 105	VP-140XHF
	20	12	180 / 135	VP-180XHF

For help sizing larger or customized systems, call (800) 906-0604